



**MCAEL**

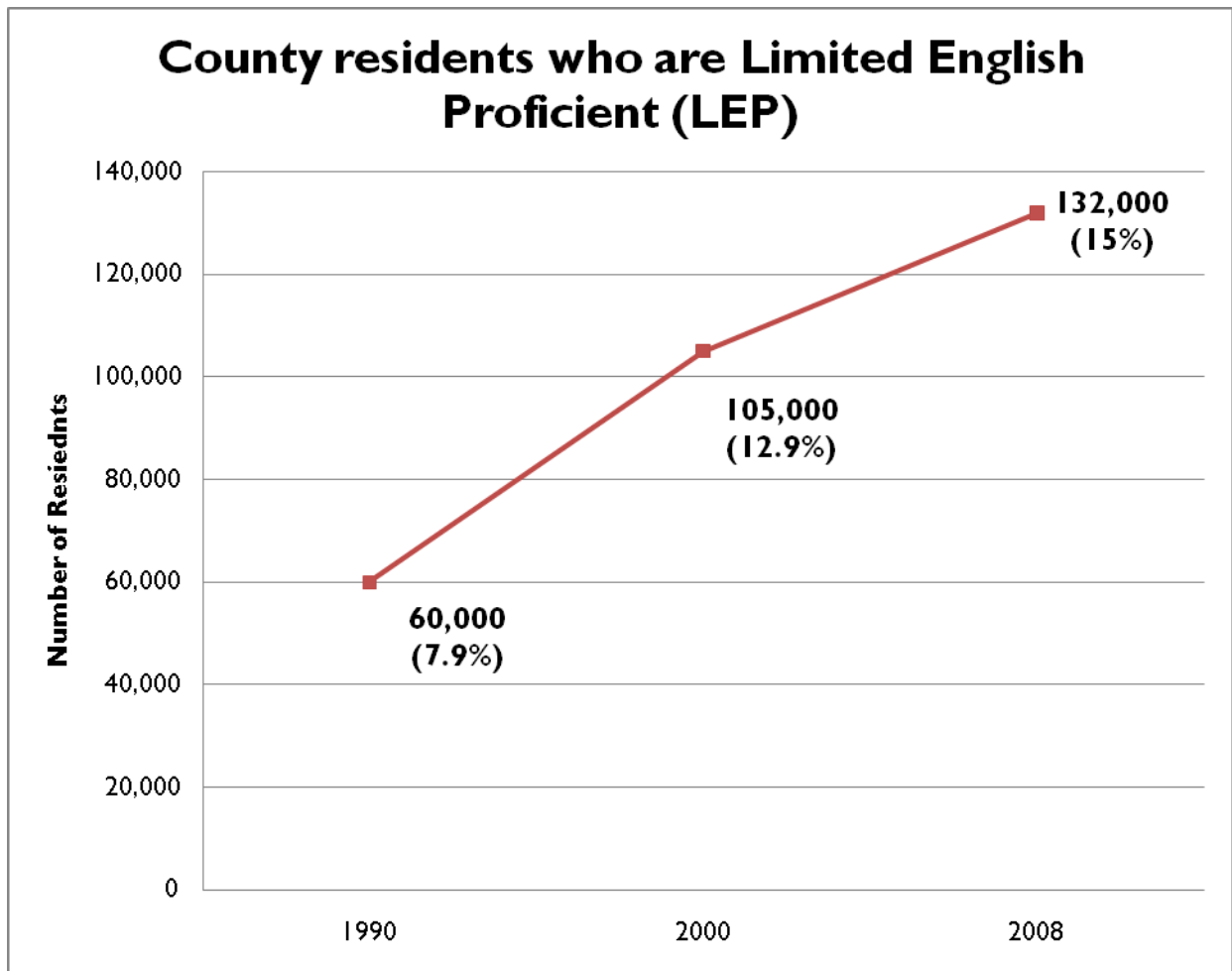
Montgomery Coalition for

**Adult English Literacy**

**Statistics on  
Limited English Proficient Residents  
of Montgomery County**  
Compiled 2010

# Statistics on Limited English Proficient Residents of Montgomery County

Published by the Montgomery Coalition for Adult English Literacy (MCAEL)



Source: American Community Survey (ACS)

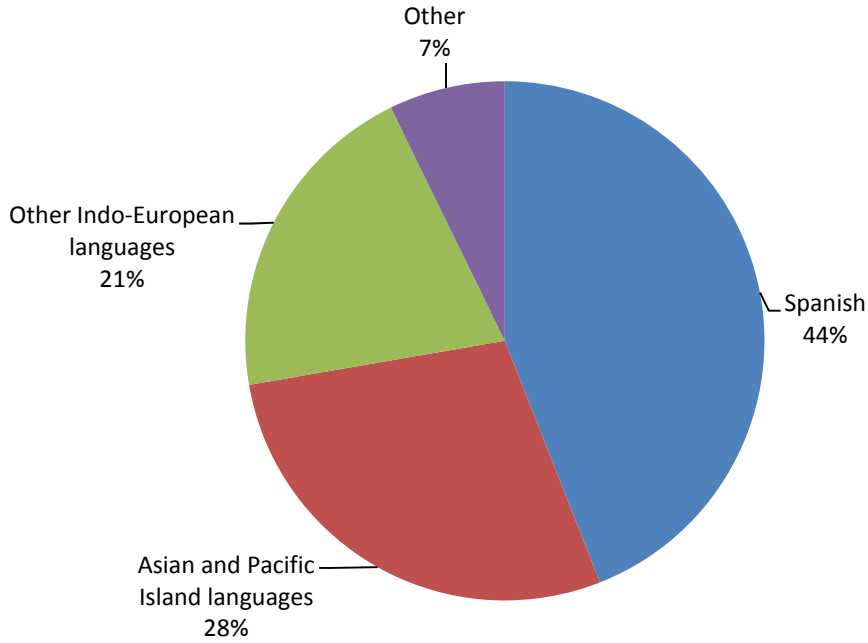
**Limited English Proficient (LEP) Residents in Montgomery County -  
by Language Spoken at Home**

|                                    | Residents who speak a language other than English at home | % of total County population | Residents who are LEP | % of total County population |
|------------------------------------|---|------------------------------|-----------------------|------------------------------|
| <b>Montgomery County Residents</b> | 332,451   | 38%                          | 132,478               | 15%                          |

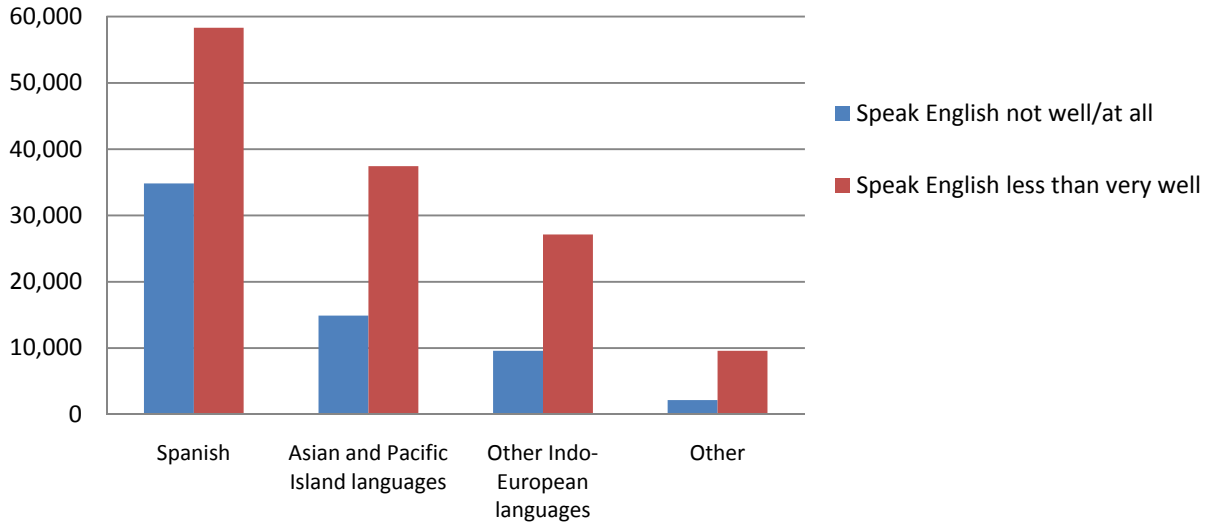
| Language                         | Total Speakers | # of language speakers who are LEP | % of total LEP population | % of language speakers who are LEP | 40% or more of language group are LEP |
|----------------------------------|----------------|------------------------------------|---------------------------|------------------------------------|---------------------------------------|
| Spanish or Spanish Creole:       | 120,800        | 58,326                             | 44%                       | 48%                                | x                                     |
| Chinese:                         | 33,916         | 15,329                             | 12%                       | 45%                                | x                                     |
| Korean:                          | 19,102         | 10,518                             | 8%                        | 55%                                | x                                     |
| African languages:               | 24,852         | 6,291                              | 5%                        | 25%                                |                                       |
| French (incl. Patois, Cajun):    | 18,189         | 5,032                              | 4%                        | 28%                                |                                       |
| Russian:                         | 10,588         | 4,903                              | 4%                        | 46%                                | x                                     |
| Vietnamese:                      | 5,968          | 4,126                              | 3%                        | 69%                                | x                                     |
| Other Indic languages:           | 10,721         | 3,074                              | 2%                        | 29%                                |                                       |
| French Creole:                   | 5,600          | 2,629                              | 2%                        | 47%                                | x                                     |
| Tagalog:                         | 6,993          | 2,596                              | 2%                        | 37%                                |                                       |
| Persian:                         | 6,459          | 2,335                              | 2%                        | 36%                                |                                       |
| Arabic:                          | 6,577          | 2,300                              | 2%                        | 35%                                |                                       |
| Other Asian languages:           | 11,292         | 1,886                              | 1%                        | 17%                                |                                       |
| Portuguese or Portuguese Creole: | 4,112          | 1,846                              | 1%                        | 45%                                | x                                     |
| Urdu:                            | 4,487          | 1,802                              | 1%                        | 40%                                | x                                     |
| Japanese:                        | 3,315          | 1,454                              | 1%                        | 44%                                | x                                     |
| German:                          | 6,088          | 931                                | 1%                        | 15%                                |                                       |
| Greek:                           | 3,724          | 892                                | 1%                        | 24%                                |                                       |
| Other Indo-European languages:   | 2,520          | 723                                | 1%                        | 29%                                |                                       |
| Italian:                         | 3,395          | 690                                | 1%                        | 20%                                |                                       |
| Other Pacific Island languages:  | 1,709          | 667                                | 1%                        | 39%                                |                                       |
| Hebrew:                          | 5,158          | 655                                | 0%                        | 13%                                |                                       |
| Hindi:                           | 4,197          | 473                                | 0%                        | 11%                                |                                       |
| Mon-Khmer, Cambodian:            | 548            | 439                                | 0%                        | 80%                                | x                                     |
| Polish:                          | 1,791          | 399                                | 0%                        | 22%                                |                                       |
| Armenian:                        | 1,305          | 380                                | 0%                        | 29%                                |                                       |
| Gujarathi:                       | 2,018          | 354                                | 0%                        | 18%                                |                                       |
| Thai:                            | 534            | 290                                | 0%                        | 54%                                | x                                     |
| Other West Germanic languages:   | 1,007          | 217                                | 0%                        | 22%                                |                                       |
| Other and unspecified languages: | 437            | 201                                | 0%                        | 46%                                | x                                     |
| Serbo-Croatian:                  | 937            | 199                                | 0%                        | 21%                                |                                       |
| Hungarian:                       | 919            | 142                                | 0%                        | 15%                                |                                       |
| Yiddish:                         | 526            | 128                                | 0%                        | 24%                                |                                       |
| Laotian:                         | 393            | 128                                | 0%                        | 33%                                |                                       |
| Other Slavic languages:          | 1,247          | 77                                 | 0%                        | 6%                                 |                                       |
| Scandinavian languages:          | 1,027          | 46                                 | 0%                        | 4%                                 |                                       |
| <b>TOTAL</b>                     | <b>332,451</b> | <b>132,478</b>                     |                           |                                    |                                       |

Source: U.S. Census Bureau, 2008 American Community Survey

## Percentage of County Population Who Speak English "Less than Very Well" by Language

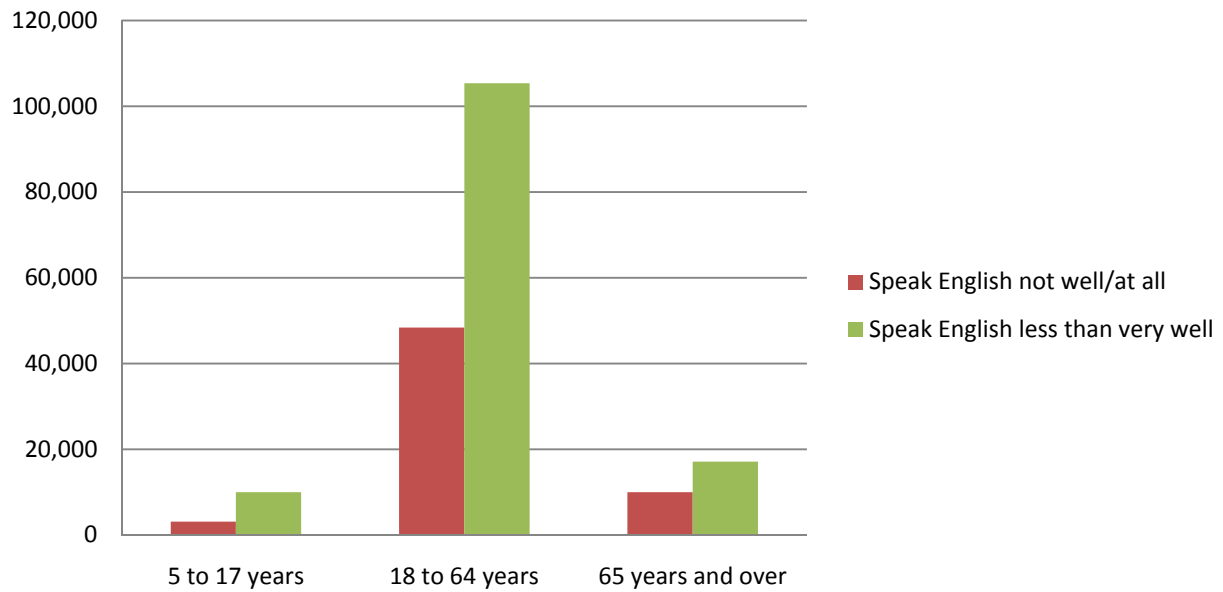


## Montgomery County LEP Residents by Language

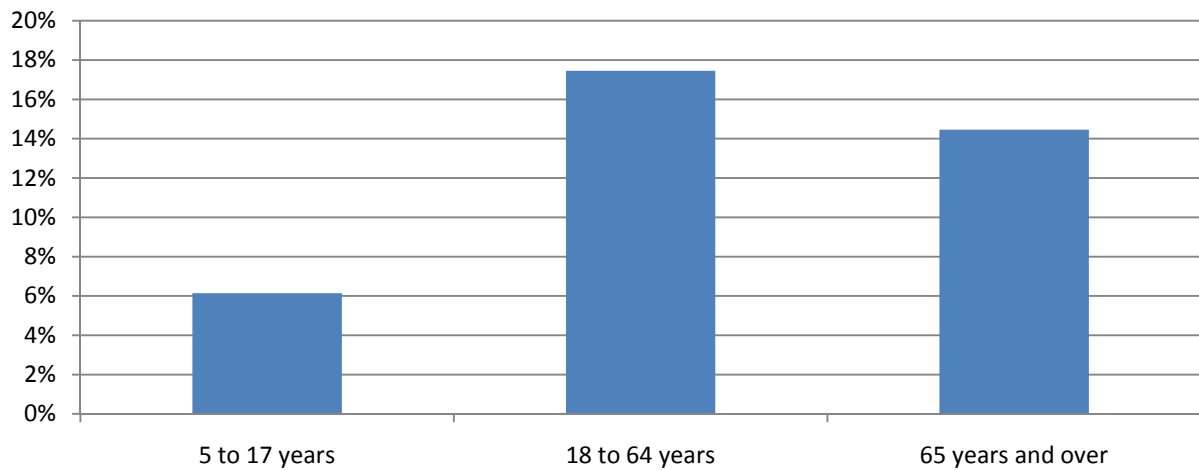


Source: U.S. Census Bureau, 2008 American Community Survey

### Number by age population identified as LEP



### Percentage of population by age identified as LEP



Source: U.S. Census Bureau, 2008 American Community Survey

## Montgomery County Public Schools

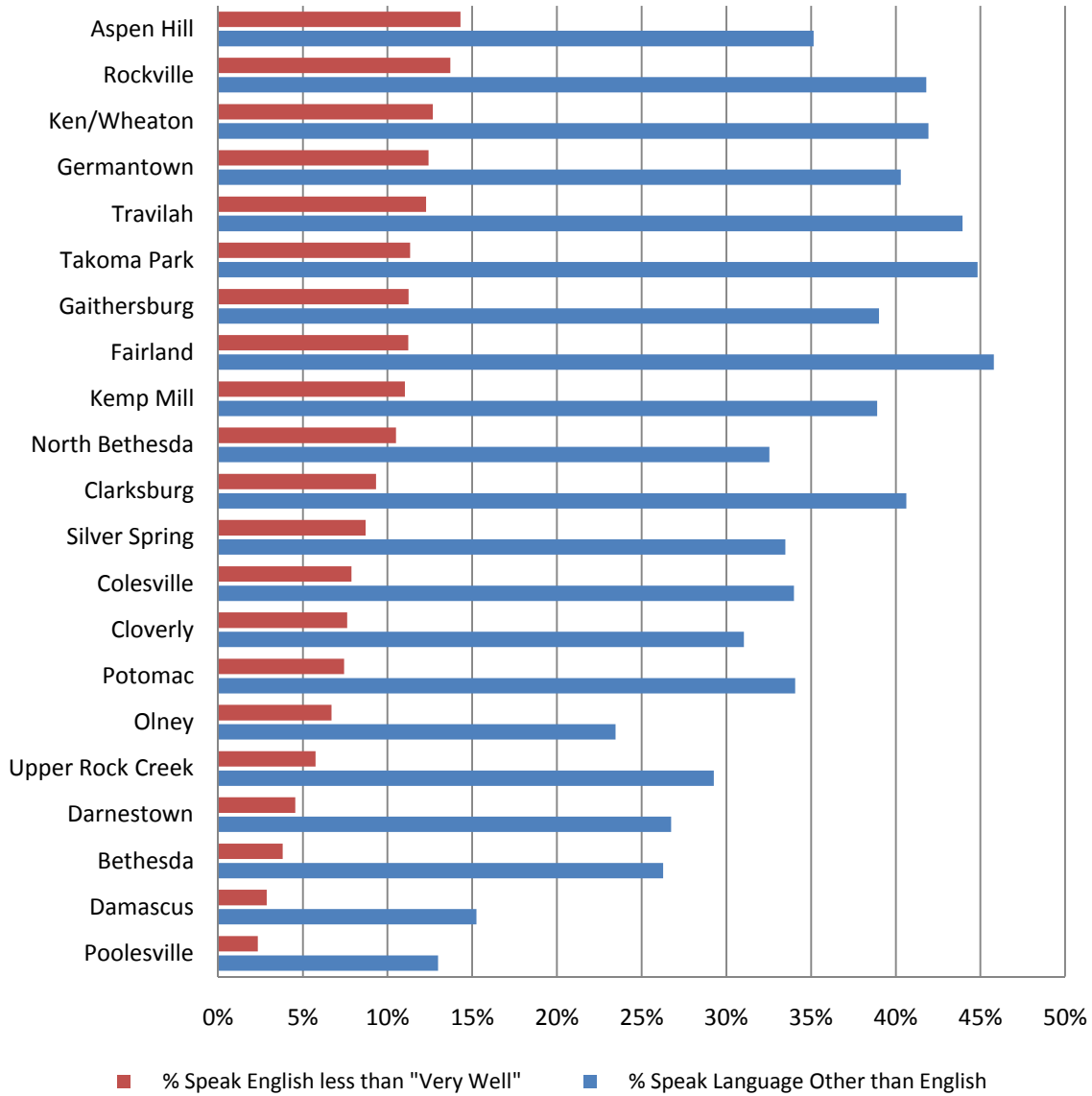
### Increase in number of elementary LEP students by zip code between 2005 - 2009

| Zip Code | Location                           | Increase in Number |
|----------|------------------------------------|--------------------|
| 20906    | Silver Spring                      | 639                |
| 20903    | Silver Spring                      | 378                |
| 20902    | Silver Spring                      | 372                |
| 20874    | Germantown                         | 289                |
| 20879    | Gaithersburg                       | 287                |
| 20876    | Germantown                         | 261                |
| 20878    | Gaithersburg                       | 241                |
| 20904    | Silver Spring                      | 186                |
| 20901    | Silver Spring                      | 180                |
| 20886    | Gaithersburg (Mont. Village)       | 161                |
| 20851    | Twinbrook (Rockville)              | 151                |
| 20912    | Takoma Park                        | 114                |
| 20905    | Silver Spring                      | 107                |
| 20853    | Rockville                          | 102                |
| 20817    | Bethesda                           | 83                 |
| 20855    | Derwood (Rockville)                | 83                 |
| 20895    | Kensington                         | 70                 |
| 20871    | Clarksburg                         | 69                 |
| 20872    | Damascus                           | 67                 |
| 20910    | Takoma Park                        | 67                 |
| 20850    | Rockville                          | 64                 |
| 20866    | Burtonsville                       | 64                 |
| 20854    | Gaithersburg (North Potomac)       | 51                 |
| 20882    | Gaithersburg (Goshen/Laytonsville) | 51                 |
| 20896    | Garrett Park                       | 30                 |
| 20816    | Bethesda                           | 25                 |
| 20852    | Rockville (White Flint)            | 19                 |
| 20832    | Olney                              | 12                 |
| 20814    | Bethesda                           | 11                 |
| 20860    | Ashton                             | 11                 |
| 20842    | Monocacy                           | 1                  |
| 20815    | Bethesda                           | 0                  |
| 20833    | Olney                              | 0                  |
| 20837    | Poolesville                        | -1                 |

**4,245 TOTAL INCREASE (2005-2009)**

**12,936 TOTAL ELEMENTARY LEP POPULATION- 2009**

## Montgomery County LEP and Foreign Language Population - By Region



SOURCE: Maryland National Capital Park and Planning Commission, 2005 Census Update